



PowerView® Scenes

POWERVIEW SCENES WORKS WITH HEY GOOGLE

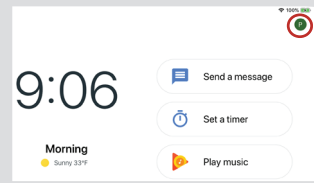
Getting Started

To control your PowerView® Scenes using just your voice with Google, you need:

- A PowerView® account with a PowerView® Hub* registered to the account
- A device enabled with Google Assistant connected to your Google account
- The Google Assistant App or the Google Home App downloaded and installed on your mobile device

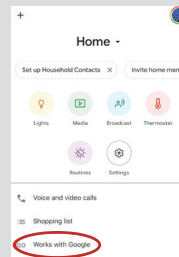
1 Open the Google Assistant App *or* the Google Home App on your mobile device.

Google Assistant App



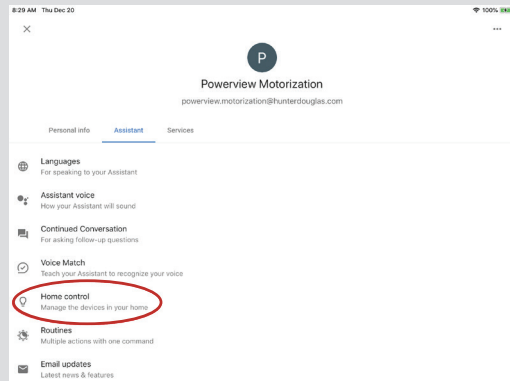
- In the Google Assistant App select the account details icon in the top right corner of the screen.

Google Home App



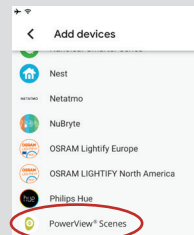
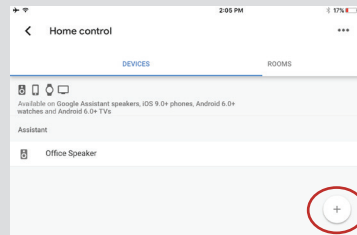
- In the Google Home App select the Settings icon and then scroll down the menu to select Works with Google. Then skip ahead to step 3.

2 In the Assistant tab, select Home Control.



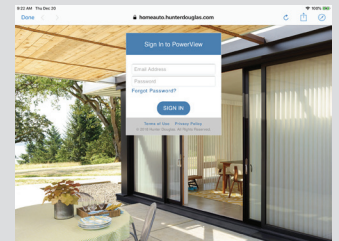
3 Add a device.

- In the Google Assistant App, press the + icon to add a device, then search for or select PowerView Scenes from the available devices list.
- In the Google Home App, the list of available devices pops up after step 1. Search for or select PowerView Scenes from the available devices list.



4 Enter your PowerView account information to link your PowerView account with Google Assistant.

- Click Authorize to link your PowerView account with Google Assistant. Your profile and PowerView Scenes will be shared with Google Assistant. Your PowerView Scenes will then be added to the Google Assistant/Home App as devices.



5 Begin activating PowerView Scenes with Google by saying commands that correspond to your PowerView Scene names.

Examples of phrases to control your Scenes include:

- "Hey Google, activate Good Morning"
- "Hey Google, activate I'm Home"
- "Hey Google, activate Good Night"

Tips

- Before attempting to add PowerView Scenes to the Google Assistant/Home App, please ensure your PowerView Hub is registered to your PowerView account.
- Any changes made to PowerView Scenes in the PowerView App, including Scene names, additions and deletions, will automatically be updated in the Google Assistant/Home App.
- If you have multiple or similar Scene names, you can activate them at the same time with a single command, or you can activate a single Scene by saying the Action phrase, Scene name and room, i.e. "Hey Google, activate Good Morning in the Bedroom."

*A PowerView Hub, Gen 2, is required to add PowerView Scenes as devices in the Google Assistant App or the Google Home App.

